

Wolfgang metal lounge



Injected foam seat and backrest

Ergonomic seat

Refined stitching details

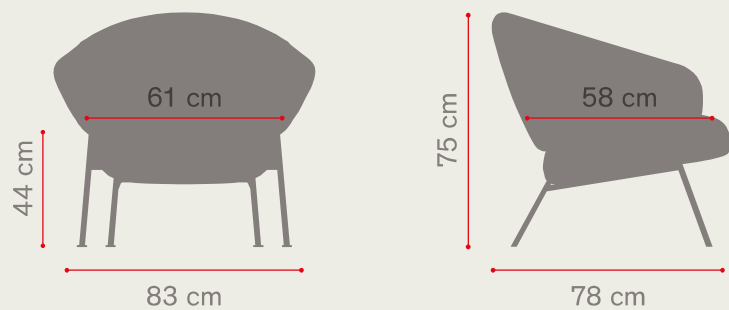
Clean lines upholstery without staples

Extreme comfort

WML202

Wolfgang metal lounge

Dimensions



Technical information

Component	Material	Thickness	Finishes
Frame	asform tube (tig weldings)	Ø 16 mm	/
	tube thickness	2 mm	/
Seat	upholstered panel	120 mm	/
Backseat	upholstered panel	110 mm	/

Packaging information



Net weight
14 kg



Gross weight
18 kg



Quantity per box
1 pcs



Volume
0,58 m³

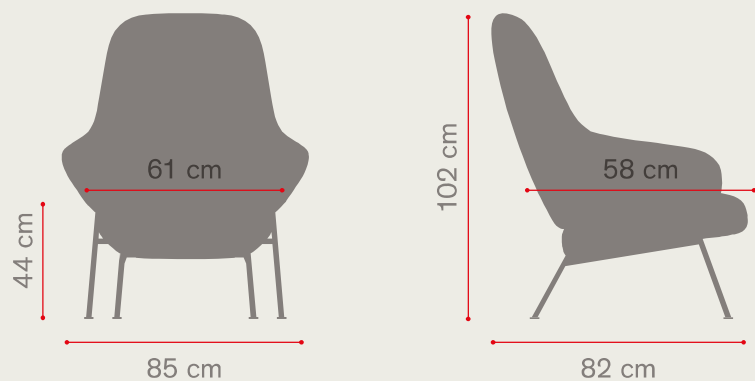
Wolfgang metal lounge high-back



WML250

Wolfgang metal lounge high-back

Dimensions



Technical information

Component	Material	Thickness	Finishes
Frame	asform tube (tig weldings)	Ø 16 mm	/
	tube thickness	2 mm	/
Seat	upholstered panel	120 mm	/
Backseat	upholstered panel	110 mm	/

Packaging information



Net weight
16 kg



Gross weight
20 kg



Quantity per box
1 pcs

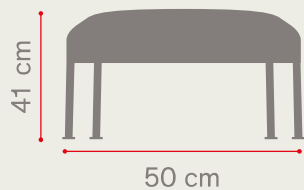


Volume
0,79 m³

WML4P1

Wolfgang metal pouf

Dimensions



Technical information

Component	Material	Thickness	Finishes
Seat	/	/	/
Backseat	/	/	/

Packaging information



Net weight
4,7 kg



Gross weight
8,7 kg



Quantity per box
1 pcs



Volume
0,17 m³

Wolfgang metal lounge high-back



Wolfgang
metal lounge



Wolfgang metal lounge

Link 80X Chair
Link Composite Desk
→ design
Luca Pomarino

Wolfgang 50X Chair
→ design
Nicolò Studio

Link 80X Desk
→ design
Luca Pomarino



Wolfgang metal
lounge high-back

